


Review

Aquatic Landscape Genomics and Environmental Effects on Genetic Variation

Jared A. Grummer ^{1,*} Luciano B. Beheregaray,² Louis Bernatchez,^{3,@} Brian K. Hand,⁴ Gordon Luikart,⁴ Shawn R. Narum,^{5,6} and Eric B. Taylor¹

Aquatic species represent a vast diversity of metazoans, provide humans with the most abundant animal protein source, and are of increasing conservation concern, yet landscape genomics is dominated by research in terrestrial systems. We provide researchers with a roadmap to plan aquatic landscape genomics projects by aggregating spatial and software resources and offering recommendations from sampling to data production and analyses, while cautioning against analytical pitfalls. Given the unique properties of water, we discuss the importance of considering freshwater system structure and marine abiotic properties when assessing genetic diversity, population connectivity, and signals of natural selection. When possible, genomic datasets should be parsed into neutral, adaptive, and sex-linked datasets to generate the most accurate inferences of eco-evolutionary processes.

Landscape Genomics and Aquatic Organisms

Aquatic species and their ecosystems play fundamental roles in sustaining global biodiversity and human populations [1]. Marine and freshwater ecosystems alike face numerous environmental challenges [2], which is an alarming fact considering that they harbor a tremendous amount of described metazoan flora and fauna. Environmental stressors are the greatest threat to freshwater habitats, which have caused a 83% decline in species abundances since 1970 [3]. Many marine fisheries are overexploited and on the brink of collapse [4]. Yet, little is known about how environmental changes are impacting the health and evolutionary potential of aquatic species, and under what conditions adaptation may occur. To address these needs, landscape genomics provides a powerful framework for understanding eco-evolutionary processes, assessing the viability of populations, and predicting the future health of species and aquatic ecosystems.

Landscape genetics emerged as a formal discipline 15 years ago as a powerful means to address problems of understanding how the interaction between ecological, evolutionary, and geographic factors influence population genetic structure (Box 1; [5]). More recently, the development of high-throughput genomic tools [6] made it possible to move from landscape genetics to landscape genomics – whereby genetic variation can be screened at the scale of the entire genome – offering greater power to disentangle adaptive from neutral genetic divergence and identify environmental factors acting as selective agents [7].

We define landscape genomics as ‘The use of genomic technologies to study genome-wide neutral and adaptive variation of ecologically diverse populations across heterogeneous landscapes to address novel or previously intractable questions’, such as forecasting of **adaptive capacity** (see Glossary) under environmental change [8]. Clearly, landscape genetic/genomic studies to date have been biased towards terrestrial ecosystems (Figure 1; [9]). Of all landscape

Highlights

Proliferation of genome-scale studies on aquatic species have resulted from the decreasing costs of high-throughput sequencing combined with novel computational approaches.

Our increasing understanding of the genomes of aquatic species has enabled the annotation of loci that are adaptive, sex linked, and associated with phenotype, allowing the inference of evolutionary and demographic processes from spatio-temporal genetic patterns.

Recent improvements in climate and habitat data for aquatic systems provide a more precise characterization of aquatic niches, facilitating landscape genomics.

Many landscape genetic analytical methods have recently been developed specifically for aquatic systems.

We provide a list of spatial and genomic resources as part of a ‘roadmap’ to guide future aquatic landscape genomic studies.

¹Department of Zoology, Biodiversity Research Centre and Beaty Biodiversity Museum, University of British Columbia, 6270 University Boulevard, Vancouver, BC V6T 1Z4, Canada

²Molecular Ecology Laboratory, College of Science and Engineering, Flinders University, Adelaide, SA, 5001, Australia

³Institut de Biologie Intégrative et des Systèmes, Université Laval, 1030 Avenue de la Médecine, Québec, QC G1V 0A6, Canada

⁴Flathead Lake Biological Station, Division of Biological Sciences,

Box 1. A Perspective on the History of Landscape Genetics/Genomics

The roots of landscape genetics may be traced to 19th century biogeographers who noted variable community composition and species traits across the landscape [5]. The first theoretical articulation of spatial variation for neutral traits was Wright's 'isolation-by-distance' (IBD) [84]. Cline analysis was an early analytical framework for landscape genetics because clines are associated with local adaptation and gene flow between populations [85]. Landscape genetics emerged as a discipline following: (i) development of methods to resolve genetic or protein (allozyme) variation at multiple loci in the 1960s and the realization that natural populations housed variation associated with environmental factors [86]; (ii) the DNA revolution beginning in the 1980s and associated growth of conservation genetics and molecular ecology; (iii) the realization that human alterations to habitats could impact genetic variation; and (iv) the subsequent founding of landscape ecology as a discipline in the 1990s [87]. All led to the notion that the concepts and tools of population genetics and landscape ecology could be combined to understand environmental heterogeneity and its impacts on genetic diversity, divergence, and microevolutionary processes. These ideas coalesced in Epperson's *Geographical Genetics* [88] and the first definition of landscape genetics [5].

A novel aspect of landscape genetics was the use of individual-based approaches to assess fine-scale variation and more precisely localize barriers relative to population-level approaches. The landscape genetic approach initially focused on genetic assays and analytical methods available at the time with, understandably, little ability to draw broad inferences about pattern or process [5]. Luikart *et al.* [30] advocated a population genomic approach to studying associations between genetic and environmental variation, that is, simultaneously examining neutral and adaptive variation across putative selection gradients at thousands of loci across the genome. Later, landscape genetics was expanded by explicitly including adaptive and neutral variation and specifying the study of landscape composition and configuration, including matrix quality [89]. This idea was extended by calling for explicit quantification of landscape effects on genetic variation [47]. Other reviews highlighted: the formal recognition of a landscape genomic approach [8,67], landscape genetics in conservation [90], plants [91], infectious diseases [92], that neutral and selective factors impacting the genome may include species interactions, that is, landscape community genomics (Box 3; [27]), and the first textbook on the subject [87].

genetics papers published since 1991, only 13% were on aquatic systems (9% on freshwater and 4% in marine systems). This is partly because genomic resources are lacking for most aquatic species (see [10] for a marine–terrestrial comparison). Substantial differences exist between terrestrial and aquatic systems (see 'Waterscape Characteristics' below), questioning the translatability of terrestrial landscape genomics approaches to aquatic systems.

Waterscape Characteristics

Aquatic and terrestrial systems differ in fundamental ways relevant to landscape genomics. Water is often flowing with some current; therefore, most aquatic organisms need to spend more energy to stay in place than move. Marine and freshwater systems have many divergent properties, including differences in patterns of biodiversity, suggesting that processes generating biodiversity, and potentially tractable through landscape genomics, may differ between these realms. For instance, ~40% of all named fish taxa are found in fresh water, yet the percentage of the Earth's surface that is fresh water is miniscule compared with the marine realm (0.8% vs 71%, respectively) [2].

The physical properties of water have created an environment that uniquely affects aquatic organisms and their eco-evolutionary dynamics. Water is ~800 times more dense than air and at least 40 times as viscous, but provides greater buoyancy. Water also has a higher thermal capacity (ability to maintain temperature) and conductivity (ability to transfer heat) than air. Oxygen solubility is inversely related to water temperature, with hypoxic conditions occurring for many aquatic organisms that experience warm temperatures [11]; thus, the coupling of temperature and oxygen has likely driven adaptations in aquatic ectotherms [12,13]. Aquatic environments also present particular physiological challenges for **diadromous** species that move between marine (hypertonic) and freshwater (hypotonic) environments (e.g., [14]).

Aquatic landscapes contain tremendous variation in habitat complexity and physical connectivity that distinguish them from terrestrial habitats. Both marine and freshwater environments

University of Montana 32125 Bio
Station Lane, Polson, MT 59860, USA

⁵Columbia River Inter-Tribal Fish
Commission, 3059F National Fish
Hatchery Road, Hagerman, ID 83332,
USA

⁶Department of Fish and Wildlife
Sciences, University of Idaho, 975
West 6th Street, Moscow, ID 83844,
USA

®Twitter: @LouBernatchez

are highly dynamic with diel fluctuations in tides and currents in marine systems, or variation in daily discharge, water depth, and temperature in fresh water. Both aquatic environments also have seasonal fluctuations including upwelling in marine environments and flow rates in freshwater systems. In contrast to marine habitats, freshwater habitats are hierarchically organized by relative elevation and connected via headwater streams, reaches, and watersheds. Due to the **dendritic** nature of riverine systems, abiotic characteristics such as river branching extent and confluence position affect genetic variation and population structure (e.g., [15,16]). Furthermore, because predominant river currents are unidirectional, **migration** is expected to be asymmetric. In contrast, marine environments contain discrete yet connected habitat types such as the **pelagic** environment, near-shore (e.g., coral reefs and seagrasses), and estuaries (Figure 2). Terrestrial habitats, by contrast, are generally characterized by larger diel and annual fluctuations in temperature, particularly in polar and temperate regions, and are typically more structurally complex with steeper climatic gradients.

Due to the connected nature of aquatic systems, many aquatic organisms can encounter a broad range of habitats over their lifetime. For instance, reproductively mature adults of many species occupy dynamic intertidal and rocky near-shore habitats where temperature and solar radiation go through diel fluctuations, whereas their larval forms are often found in the more homogeneous pelagic zone (e.g., giant green anemone; *Anthopleura xanthogrammica*). Furthermore, in fresh water, some species may be **adfluvial** where juveniles born in streams move to lakes to mature before returning to streams as adults for spawning (e.g., bull trout; *Salvelinus confluentus*).

Landscape Connectivity and Gene Flow

Although aquatic systems have often been overlooked in favor of terrestrial systems for developing genetic **connectivity model** theory (e.g., least-cost path, circuitscape, etc.; Box 2), they provide a range of conditions and challenges to test methods and models [17–20]. Because of the physical properties of water, dispersal energetics are distinct in aquatic versus terrestrial environments. Consequently, aquatic organisms have evolved a myriad of behavioural, morphological, and life history traits that impact connectivity [10]. In freshwater systems, streams and rivers can often be represented in a one-dimensional **cost surface**. Conversely, marine environments often provide the ultimate challenge in connectivity modeling because partially/poorly defined barriers can lead to weak population structuring (F_{ST} is typically <0.01), in a vast 3D environment where species interactions and survival are not well understood [21].

Measuring Genetic Connectivity in Aquatic Systems

In freshwater systems, migration can be easier to measure than in terrestrial ones, specifically in streams and rivers whose dendritic structure typically results in well-defined migratory paths. Link-based approaches are often applicable to these systems by using a least-cost path [17] or stream-tree approach where pairwise genetic distances (F_{ST}) are fitted to non-overlapping stream segments to assess population connectivity (Box 2; [19]). A challenge that remains, however, is determining resistance along migratory paths ([22], but see [20]).

Delineating discrete populations and connectivity among them pose distinct challenges in marine systems. A knowledge of physiological requirements such as thermal and osmoregulatory tolerance can be supplemented with predominant oceanic currents to generate Lagrangian dispersal models to inform circuitscape models [23]. In these cases, circuitscape methods can be applied to model gene flow, or an **isolation-by-environment (IBE)** type approach might also be suitable [24]. Along these lines, Xuereb *et al.* [25] determined that genetic connectivity of two populations of the giant California sea cucumber (*Apostichopus californicus*)

Glossary

Adaptive capacity: ability of a population to evolve in response to changing environments such that the mean population fitness is maintained or increases following the change.

Adfluvial: aquatic organisms that breed and develop in streams and subsequently enter nearby lakes to reach sexual maturity.

Anadromy/anadromous: migration strategy where an individual is born in fresh water, subsequently migrates to the marine environment where it develops as an adult, then returns to fresh water to spawn.

Association mapping: uses natural populations, as opposed to controlled breeding lines, to associate genomic regions with a trait (phenotypic or environmentally related) of interest (also known as LD mapping).

Catadromy/catadromous: migration strategy where an individual is born in the marine environment and subsequently migrates to fresh water to rear and develop, then returns to the marine environment to spawn.

Connectivity modeling: the application of a computational model (e.g., least-cost path, circuit theory, dispersal kernel, etc.) on a cost surface (resistance) map

Cost surface: representation of the fitness cost associated with features of a landscape/waterscape for a given species as a set of spatially discrete weights (also known as a resistance map).

Dendritic network: the spatial arrangement of river basins in hierarchic units such as reaches, streams, subcatchments, and catchments, where two water segments join at confluence points and become a single segment.

Diadromy/diadromous: an organism that spends part of its life in fresh water and part in saltwater; see anadromy and catadromy for examples.

Environment-associated SNPs: SNPs with allele frequencies significantly associated with variation in one or more environmental variables of interest. Often identified via GEA analyses. Associated SNPs can be validated as adaptive SNPs

was driven by local asymmetric currents as opposed to distance alone (**isolation-by-distance; IBD**). Duranton *et al.* [26] recently used haplotype length information in European sea bass (*Dicentrarchus labrax*) to estimate timing, directionality, and amount of gene flow. Finally, a landscape community genomics approach may help elucidate ecological and evolutionary processes important in structuring populations in particularly challenging systems ([27]; Box 3).

Defining Discrete Populations and Identifying Barriers to Gene Flow in Marine Species

Most barriers in the marine realm are porous or represent spatial clines (e.g., currents or thermal and haline gradients). Marine species are often assumed to have **panmictic** population structure (random mating resulting in high gene flow) due to the lack of potential barriers to movement. Recent studies, however, have demonstrated that high dispersal ability does not always mean that spatial genetic structure is unresolvable. Indeed, cryptic population structure exists within multiple marine species and is driven by environmental clines [28]. For instance, Benestan *et al.* [29] used a seascape genomics framework that allowed quantifying the relative importance of spatial distribution, ocean currents and sea temperature on connectivity among American lobster (*Homarus americanus*) populations.

Measuring Population Structure at Neutral, Adaptive, and Sex-Linked Loci

The increased resolution of genomic data allows investigation of functionally distinct groups such as neutral, adaptive, and sex-linked (in genetically determined sex systems) loci. However, identifying sex-linked markers is difficult for many aquatic species because they are not sexually dimorphic and/or lack the genomic resources to do so. When possible, it is important to organize genomic data in this way because the relative strengths of mutation, migration, selection, and drift differ among these groups [30], which may lead to misleading patterns if analyzed in aggregate. For instance, Benestan *et al.* [31] showed that relatively few sex-linked markers (12 and 94, respectively), rather than genome-wide drift and gene flow, were driving genetic structure in both American lobster and Arctic char (*Salvelinus alpinus*). Similarly, adaptive markers associated with phenotype or particular environmental variables under selection often show a different pattern than neutral loci. In redband trout (*Oncorhynchus mykiss gairdneri*), Chen *et al.* [12] demonstrated that 5890 neutral loci revealed genetic differentiation as expected under IBD, whereas 13 outlier loci associated with cardiac and physiological function differentiated desert from montane populations irrespective of geographic distance.

Important advances of understanding gene flow and landscape connectivity could be made within the explicit incorporation of candidate adaptive markers into a landscape-resistance modeling framework (e.g., [16]). The addition of adaptive gene flow into connectivity modeling theory could improve understanding of adaptive capacity, as influenced by movement of adaptive alleles among populations [32], or by environmental variables driving selection along a migratory path [20]. Despite being computationally less challenging than terrestrial environments, freshwater systems have not been fully explored for theory purposes and in development of genetic connectivity models (but see [33]). For example, the influence of population topology (the spatial arrangement of populations throughout a landscape) on gene flow and population connectivity is often neglected in fresh waters, but could improve this type of research in terrestrial systems [34].

Genome Scans and Association Studies for Detecting Local Adaptation

Recent advances in sequencing technology, computational approaches, and genomic resources have enabled high-density genome scans to detect local adaptation, as well as **genotype-environment associations (GEA)** in natural populations [6,35]. In aquatic species, studies

through experiments or mapped to genes of functional relevance.

Evolutionary rescue: the recovery of a population from environmental perturbation via genetic adaptation.

Genotype-environment association (GEA) analyses: uni- or multivariate analyses used to identify candidate adaptive SNPs by testing for direct associations between variation in allele frequencies and environmental variables.

Isolation-by-distance (IBD): a pattern where genetic similarity decays with increasing geographic distance between individuals/populations.

Isolation-by-environment (IBE): a pattern where genetic similarity decays with increasing ecological distance between individuals/populations.

Linkage disequilibrium (LD): the non-random association between alleles at different regions in the genome, often caused by physical genomic proximity.

Migration: dispersal of an individual followed by successful reproduction (also referred to as 'effective migration').

Panmictic/panmixia: interbreeding between populations leading to no population genetic structure.

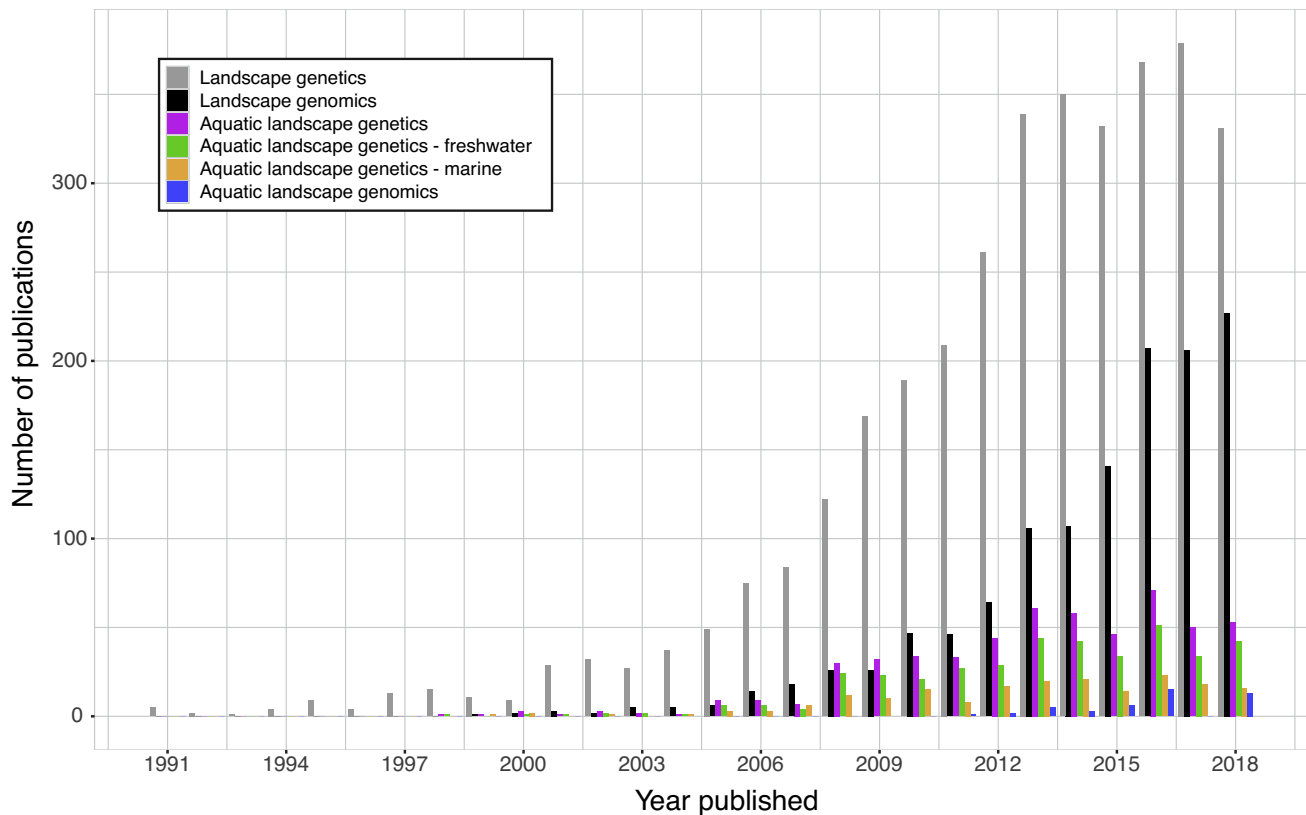
Pelagic: open water in lakes, oceans and seas not near the bottom or shore.

Quantitative trait locus (QTL): a genomic region associated with the variation of a quantitative (often phenotypic) trait.

SNP: a variant position in the genome.

Type I error: false-positive rate – the null hypothesis is rejected when it is actually true.

Type II error: false-negative rate – failing to reject the null hypothesis when the alternative hypothesis is true.



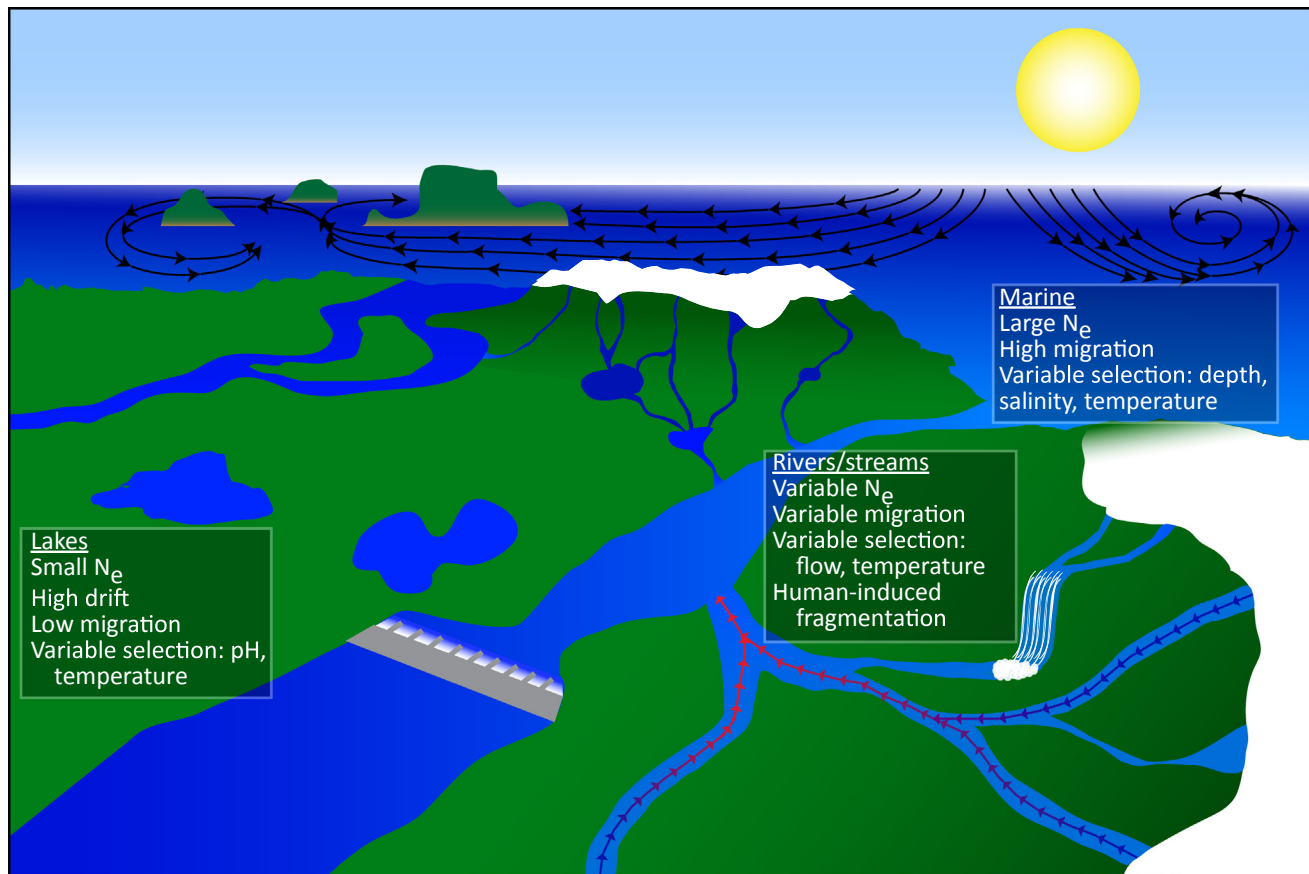
Trends in Ecology & Evolution

Figure 1. Aquatic Landscape Genomics Studies Are on the Rise. Results from a literature search in the ISI Web of Science on the six topics listed in the legend. Aquatic landscape genomics was first referenced in the literature by Meier *et al.* [107], and although still under-represented, has been increasing since then. See Table S1 in the Supplemental Information online to find out how the literature search was conducted.

have discovered the genetic basis for specific phenotypic traits [36], broad signals of local adaptation across landscapes [12,16,29], and candidate genes for conservation monitoring [37]. Genome scans and GEA tests have become routine and offer immense potential to investigate adaptive variation [38].

Researchers can now address critical questions related to evolutionary adaptation and resilience in aquatic ecosystems (e.g., [39]). Yet, study design for genome scans and GEA tests in aquatic systems requires careful consideration of many factors, some of which are distinct in marine versus freshwater systems. These include (i) sampling strategies; (ii) candidate environmental variables; (iii) marker density across the genome; and (iv) statistical approaches to detect drivers of selection, the type and strength of selection, and candidate genes involved. We focus on genome scans in an **association mapping** framework because non-model aquatic organisms are often not well-suited for **quantitative trait locus (QTL)** mapping, salmonid fishes being the exception rather than the rule [40].

Sampling strategy to adequately represent organisms across time and space (and to achieve statistical power) is a crucial component for both marine and freshwater landscape genomics studies, with temporal and spatial replicates needed to rigorously test the stability of selection



Trends in Ecology & Evolution

Figure 2. Environmental and Demographic Features Affect Landscape Genetic Patterns and Processes. Conceptual summary highlighting key points of aquatic landscape genomics illustrating headwaters (near glaciers in white), lakes, large rivers, and marine environments. Many aquatic systems are characterized by sharp environmental gradients including temperature (headwaters, lakes, and oceans), pH (lakes), and salinity (oceans), all of which create adaptive selective pressures. Many populations in marine environments are characterized by large effective population sizes (N_e) and high rates of gene flow that are often asymmetrically affected by prevailing currents. Conversely, many inland and alpine lake populations show small population sizes with low rates of migration between lakes; riverine environments represent a mix of these extremes and often have impediments to gene flow including anthropogenic (e.g., dams) and natural (e.g., waterfalls) barriers.

signals [27,41]. In complex marine systems, additional layers of spatial dimensions must be considered [9,21]. For instance, many species are often broadly distributed across porous dispersal barriers, but population connectivity in the sea can be influenced by climatic gradients [28], spatially and temporally variable recruitment associated to dynamic local oceanography [42], and multifarious ecological requirements of adults that utilize various niches across daily or seasonal timeframes [43]. Freshwater species show more limited dispersal, but often occupy different components of habitat based on temporal cycles and resource availability [44].

Anadromous or **catadromous** species that migrate between freshwater and marine environments are exposed to a broad range of conditions throughout their life cycle that may require additional sampling considerations to resolve adaptive variation related to each environment (e.g., [20]). Sampling at different life stages (e.g., larva vs adult) is crucial to confirm whether signals of selection reflect long-term local adaptation among genetically distinct populations (e.g., divergent selection), or short-term selection within the lifespan of individuals in a panmictic

Box 2. Measuring and Modeling Genetic Connectivity

Modeling gene flow within a connectivity framework is rooted in metapopulation and spatial ecology, where migration is described between habitat patches ([93]; also see Box 1). Taylor *et al.* [94] advocated for the importance of understanding landscape connectivity as the degree to which the landscape facilitates or impedes movement among resource patches. This is the definition most often used for functional connectivity, which can further represent the response of individuals (physiological and behavioral) to the structural landscape and can disrupt or modify dispersal patterns that is realized through immediate or deferred mortality costs and risks [87]. Finally, functional connectivity is often measured in terms of the effective distance that represents the cost of a path between suitable habitat patches or across heterogeneous landscapes that is the Euclidean distance weighted by the cumulative resistance of all landscape types traversed [17].

A common approach to measure genetic connectivity in landscape genetics is to statistically compare the effective distance with some measure of genetic distance (often F_{ST} or individual-based genetic differentiation metric, or allele frequencies). The most challenging part of connectivity modeling remains model selection, and there have been multiple simulation-based studies on model selection tests, with a perhaps overemphasis on Mantel tests (Table 1; [95]). Despite extensive testing using simulation-based approaches, a consensus remains to be made on the most appropriate (or most correct) model selection test, and development of new approaches (and testing of older ones) is still ongoing.

Recent approaches to measure connectivity have used a mixed-model, maximum-likelihood, population-effects framework to identify linear water features (e.g., streams, canals, and ditches) as potentially important in the dispersal of a wetland bird [96]. Additionally, tools like StreamTree [19] might offer improved granularity in dendritic (or dendritic-like) systems where a specific F_{ST} can be associated with each branch segment rather than each pair of populations; this could therefore be useful in identifying barriers to gene flow between populations. Brauer *et al.* [16] further used StreamTree with multiple matrix regression and randomization to integrate genetic connectivity model results into a GEA framework for rainbowfish (*Melanotaenia fluviatilis*).

Table 1. Model Selection Approaches for Assessing Population Connectivity^a

Statistical approach	Notes	Potential weaknesses	Refs
Mantel tests	Most common test for testing IBD in genetic structure	High type I error rates [95]	[97]
Partial Mantel tests	Common test for significance of ecological distance by partialing out Euclidean distance	High type I error rates [95]	[98]
Akaike Information Criterion (AIC) and Bayesian Information Criterion (BIC)	Commonly used in many genetic analyses. BIC more heavily penalizes model overparameterization	Not appropriate for all mixed-model approaches, or multiple regression on distance matrices	[99]
Distance-based Moran's eigenvector map (dbMEMs)	Capable of detecting spatial structure at several scales to help control for spatial correlation in tests of y-x relationships	None yet determined	[29]
Mixed-model maximum-likelihood population-effects framework with (MLPE)	Can be used with AIC, BIC, or R_b^{2b}	None yet determined	[96]
Multiple matrix regression with randomization (MMRR)	Assesses the relative effects of IBD and IBE	Difficulties in estimating relative importance of correlated variables, as well as choosing best model selection method	[16]

^aA non-exhaustive list of model selection approaches used to assess population connectivity in aquatic landscape genetics, including potential weaknesses for each method.

^bThe R_b^2 statistic measures the proportion of observed variation explained by the fixed effects of the model.

population representing spatially varying balancing selection [45]. Additional sampling considerations include sex ratio of collections (when sex can be identified either phenotypically or genetically) because sex-linked variation could be falsely interpreted [31], and consideration of specific phenotypes within populations that may be controlled by genes of major effect [46]. Finally, detailed phenotyping (phenomics) may provide insight into specific morphology, behaviour, and development related to adaptive ecological processes [40].

A second factor to be considered relates to the choice of candidate environmental variables. Natural history provides the best source of information for developing *a priori* hypotheses about which variables might be ecologically relevant for the study species. Considerations about how environmental heterogeneity impacts habitat composition and structural and functional connectivity are nonetheless difficult to make ([47]; see Box 2). This is particularly true in marine systems

Box 3. Landscape Community Genomics

Landscape genomics investigates interactions between population genetic diversity and environmental variation, whereas community genetics investigates interactions between genetic diversity and species interactions; landscape community genomics (LCG) is the merging of these two approaches [27]. To fully understand processes of eco-evolutionary change, researchers should consider simultaneously the effects of abiotic (environmental) and biotic (community) factors on demography, evolution, and genomic variation within and among populations.

To design a landscape community genomic study, researchers ideally include multiple strongly interacting species distributed across environmental (selection) gradients and both candidate adaptive and genome-wide (high-density) neutral loci. Here, we discuss three informative LCG examples: a terrestrial LCG study, an aquatic study lacking strong species interactions, and community environmental DNA (eDNA) studies lacking intraspecific population genetic markers.

An exemplary LCG study [100] involved the specialized Alcon butterfly (*Phengaris alcon*), which is sensitive to grassland habitat configuration and requires the presence of the rare marsh gentian plant (*Getiana pneumonanthe*) and an ant species (*Myrmica spp.*). Restriction-site-associated (RAD) DNA sequencing was used to assess relations between genetic diversity, connectivity, habitat suitability, grazing (by livestock), and altitude. Climate warming and seasonal grazing abandonment strongly affected the distribution of the Alcon butterfly because grazing and climate affect availability of the gentian host plant.

Raeymaekers *et al.* [101] used a comparative framework to test if two stickleback species differ in neutral and adaptive divergence along an environmental (salinity) gradient. Phenotypic and neutral marker differentiation along with genomic signatures of adaptation were stronger in the three-spined (*G. aculeatus*) than in the nine-spined (*Pungitius pungitius*) stickleback. Signatures of adaptation involved different genomic regions in the two species, and thus were non-parallel. Such multispecies studies provide insight into mechanisms underlying evolutionary change and adaptive strategies within landscapes. Future studies that include strongly interacting species (e.g., competitors, predator-prey, and host-pathogen) could prove to be especially informative.

eDNA metabarcoding will allow for genotyping or microhaplotyping of eDNA fragments from each of multiple species, simultaneously. It thus offers a potentially powerful means for population genetic/genomics studies, although few multilocus studies have been published (e.g., [102,103]). This approach will eventually allow for inferences about biotic and abiotic factors shaping population genetic structure and also community structure [27,104–106]. It is exciting to consider that future eDNA metabarcoding studies (including many neutral and adaptive loci) will eventually allow for LCG studies.

because of their asymmetric physical flows and dynamics, inherent non-stationarity, and size of habitats [21]. Landscape mapping that maximizes environmental variance is comparatively easier in freshwater than marine systems, where a large number of observational, modelled, and remotely sensed variables have recently become available for various scales [33]. Genome scans and GEA tests are bound to benefit from the increase in resolution and extent of spatial resources (examples in Table II) driven by pressing human needs, such as fresh water availability for consumption and irrigation, fisheries resources through biophysical modelling, and tracking plastic in our seas through customizable simulations. These developments are expected to extend our options beyond the traditional candidate variables (e.g., temperature, salinity, and rainfall) and towards environmental mapping capable of informing on natural and anthropogenic disturbances, resource availability, range shifts, and biotic interactions.

Adjusting the density of markers to the research question, particularly in relation to **linkage disequilibrium (LD)**, is a third important aspect when planning genome scan or GEA studies, with specific considerations for freshwater and marine species alike that often have limited genomic resources. It is ill-advised to draw strong inferences regarding candidate adaptive loci in cases where marker density is low and LD is high because adaptive loci can be mis-identified. As a reference point, LD estimates in wild fish populations have been reported from ~1 kb in zebrafish (*Danio rerio*) and threespine stickleback (*Gasterosteus aculeatus*) to 10–20 kb in the European eel (*Anguilla anguilla*) and up to 1 Mb in lake whitefish (*Coregonus clupeaformis*)

Table II. A List of Databases and Software for Researchers to Use in Aquatic Landscape Genomic Studies^a

Spatial		
Resource name	Description	Website
Bio-Oracle	Marine data base for >20 environmental parameters for present and projected future conditions	http://www.bio-oracle.org/downloads-to-email.php
BioClim 2.0	Global climate layers for mapping and spatial modeling	http://worldclim.org/version2
BioSim	Simulation of climate-driven models to forecast future events	https://cfs.nrcan.gc.ca/projects/133
Copernicus Global Land Service	Bio-geophysical data for European and Global ecosystems	https://land.copernicus.eu
Coriolis	Real-time geophysical marine data for Western Europe	http://www.coriolis-cotier.fr
Geoscience Australia	Geospatial datasets for Australia, including multiple online tools for data analysis	http://www.ga.gov.au/
Global Biodiversity Information Facility (GBIF)	Geographic distribution data for a multitude of species	http://www.gbif.org
National Hydrographic Network	Geospatial data for Canada's inland surface waters	https://www.nrcan.gc.ca/earth-sciences/geography/topographic-information/geobase-surface-water-program/21361
Marspec	High-resolution contemporary and paleo marine spatial ecology data	http://www.marspec.org
Natural Earth Geographic	Public domain map dataset for map making and GIS usage	http://www.naturalearthdata.com/
NOAA WOD (World Ocean Database)	Oceanic datasets from 1 million-year-old sediment records to near real-time satellite images	https://www.nodc.noaa.gov/OC5/WOD/pr_wod.html
OceanParcels	Lagrangian framework to create customizable particle tracking simulations	http://oceanparcels.org/
Ocean Surface Current Analyses Real-time (OSCAR)	Near-real-time global ocean surface data	https://www.esr.org/research/oscar/
Genomics		
Software name	Description	Refs
BayEnv	Outlier loci and local adaptation identification via allelic frequencies and environmental variables	[72]
BayeScEnv	Local adaptation detection via genotypic and environmental data	[73]
BayeScan	Outlier detection, no environmental data	[74]
gdm	Generalized dissimilarity modelling and gradient forests	[75]
Geneland	Identification of populations and their boundaries with genomic and geographic data	[76]
GESTE	Identification of environmental factors contributing to population structure	[77]
gINLAnd	Univariate method for local adaptation identification via allelic frequencies and environmental variables	[78]
LEA ^a (LFMM)	Local adaptation detection via genotypic and ecological data	[79]
PCAdapt ^a	Outlier detection, no environmental data	[80]
PoolParty	Pipeline to identify genes associated with adaptation and phenotypic traits from whole genome resequencing	[81]
randomForest ^a	A powerful machine-learning algorithm to discern loci underlying phenotypic traits of environment association	[82]
vegan ^a	Implementation of RDA; local adaptation identification via allelic frequencies and environmental variables	[83]

^aDenotes R packages.

[48–50]. For species with large effective population sizes, as is the case with many marine taxa, recombination may cause rapid linkage decay requiring high marker density to provide multiple **SNPs** per linkage block to achieve sufficient power for detecting candidate adaptive genes [51]. In systems where LD is high, such as small, isolated freshwater populations, lower-density markers may be adequate to detect signals of adaptive variation, especially in inverted chromosomal regions with extended LD [52,53].

In either case, a quality reference genome assembly that is well annotated is a powerful resource to characterize the genomic architecture of adaptation that includes identification of candidate genes, genomic position, and putative biological function (see the Supplemental Information online; [38]). Although many aquatic species lack genomic resources, community efforts aimed at developing reference genomes across many taxa are expected to lead to tremendous improvements (e.g., Earth BioGenome Project seeks to sequence all known eukaryotic species [54]). Researchers can capitalize on these resources while also seeking to enhance them by contributing data to improve genome assemblies for target species (e.g., linkage maps, Hi-C libraries, and optical maps).

A fourth consideration for genome scans and GEA tests is the choice of statistical analyses that are best suited to address the study question and intricacies of aquatic systems. Genome scans are susceptible to detection of false-positive signals of adaptation, particularly in freshwater species comprising small, isolated populations prone to pronounced drift [55]. On the other end, detecting local adaptation and genomic outliers can be a challenge in marine species with large and well-connected populations. Fortunately, several studies have provided guidance to balance **Type I and II errors** [35,41]. Statistical analyses that combine multiple approaches such as outlier tests, genome-wide association mapping, transcriptomics, and GEA offer corroborating evidence for local adaptation in aquatic systems [12]. Significance testing that accounts for multiple SNPs in LD provides stronger evidence than single-marker tests, as does multivariate testing for polygenic effects [40]. Recent simulations suggest that multivariate GEA methods such as redundancy analysis (RDA) provide the best balance of low false-positive and high true-positive rates across a range of demographic histories, sampling designs, sample sizes, and selection levels [35]. Current statistical models used for association mapping typically correct for population structure, but this may come with the caveat of reducing power to detect candidate loci if selection gradients follow the same direction as neutral structure [7]. Background selection combined with genetic hitchhiking can also generate correlation between local recombination rates and genetic diversity that could falsely be interpreted as a signal of divergent selection between populations [56].

Adaptive Capacity, Conservation, and Management of Wild Populations

Landscape genomics may advance conservation management and recovery of threatened and exploited populations by helping to understand their adaptive capacity to evolve under environmental change. Under climate change, ectothermic species face particular stresses to their preferred thermal niches, highlighting the importance of predicting adaptive capacities of aquatic populations [57]. Any intrinsic or extrinsic factors that will affect the strength of the four evolutionary forces can influence adaptive capacity. These include mutation rate and generation time, species life history, amount and architecture of genetic variation, effective population size and thus genetic drift, biotic and abiotic factors impacting the strength and mode of selection, and gene flow from ecologically distinct populations.

Using landscape genomic analyses to identify genotype–environment associations is an obvious first step for assessing selection in wild populations and integrating adaptive capacity into predictive models of vulnerability to environmental change [11,58]. At one end of the spectrum, landscape genomics can help assess adaptive potential of declining populations known to have persisted in variable and often degraded habitats, a topic of increasing importance and debate [45]. For example, in a range-wide study of a poorly dispersing and endangered fish, GEA tests that consider the effects of dendritic riverine structure recovered signals of adaptive diversity associated with a hydroclimatic gradient and human impacts [59]. The possibility that the small populations of this species are responding to selection was further

supported through comparative ecological transcriptomics [60]. Yet, other studies have suggested limited adaptation in small, geographically isolated populations that experience high inbreeding [55].

At the other end of the spectrum, landscape genomics can assess the influence of environmental heterogeneity and disturbance on local adaptation in abundant and exploited species with high gene flow. Such studies have indicated that heterogeneous environments may drive and maintain adaptive divergence among connected populations of marine [13,29], anadromous [20], and freshwater [61] species. These species may have the potential for tracking future environments because their individuals are capable of rapidly spreading alleles that affect fitness over vast distances.

The adaptive potential of a population is likely related to its ‘genomic vulnerability’, a metric defined within a landscape genomics framework as the ‘mismatch between current and predicted genomic variation based on genotype–environment correlations modelled upon contemporary populations’ [62]. **Environment-associated SNPs** can also be used to predict the putative environmental range for individuals with known genotypes [63]. This approach can help predict genetically mediated environmental limits across taxa and compare environmental ranges among multiple species over the same landscape [63]. Landscape genomics can also predict the spatio-temporal spread of adaptive alleles and resistance to spread of maladaptive alleles across space [32]. Frameworks for evidence-based genetic management decisions and policies exist (e.g., [64,65]), and in spite of the challenges associated with their implementation, genomic data have been used in many conservation-based decisions (see [66] for examples). When fueled with information about adaptive capacity, these frameworks should improve management plans targeting (i) the recovery of exploited populations; (ii) *in situ* and *ex situ* efforts of **evolutionary rescue** (e.g., captive breeding, translocations, and reintroductions); and (iii) the anticipated redesign of climate-ready populations.

Concluding Remarks and Future Perspectives

The lack of aquatic landscape genomics studies compared with the number of terrestrial landscape genomic studies is surprising (Figure 1). This is partly because genomic resources are lacking for aquatic species [10]. Therefore, a pressing need exists to develop resources to improve aquatic landscape genomics studies (e.g., reference genomes, transcriptomes, sex-linked markers, and large SNP catalogs). Freely available environmental databases are increasing for both marine and freshwater ecosystems, as well as geospatial tools and computer programs that help meet the particular challenges that aquatic landscape genomics studies face (Table 1).

Such challenges include more rigorously defining population structure and quantifying genetic and demographic connectivity in the marine realm, and gaining an understanding of landscape genomic patterns of species from understudied geographic regions (see Outstanding Questions). Along these lines, the inter-annual variability of abiotic conditions in many aquatic systems and their population-level effects, particularly in the marine realm, must be recognized; although field sampling is admittedly difficult, future studies would benefit from temporal replicates for understanding landscape genetic processes. Another major challenge is that strong inferences about GEAs may be constrained by false positives [67]. Arguably, associations provide indirect evidence of an actual functional relationship under the influence of natural selection. Consequently, future studies should rigorously test hypotheses derived from GEAs via gene functional analyses (e.g., comparative physiological studies), and perform experimental tests of natural selection [12].

Outstanding Questions

How do we better integrate epigenetics and transcriptomics into aquatic landscape genomics to understand eco-evolutionary processes and improve biodiversity conservation?

What is the role of SGVs in affecting ecological and evolutionary processes on the landscape?

How can landscape genomic approaches be used to monitor, model, control, and inform policy regarding the spread of adaptive and maladaptive alleles between natural and genetically manipulated populations?

How well do genomic regions identified using GEA match results from experimental functional analyses?

How can landscape genomic modeling approaches improve prediction of population viability and community vulnerability?

Landscape genomics modeling can help predict population viability by facilitating modeling of complex interactions between biotic and abiotic factors that influence individual vital rates and control population distribution, abundance, growth rates, and species interactions (e.g., Box 3; [27,32]). Yet, this has been rarely conducted in aquatic ecosystems. Consequently, another potentially fruitful research area would be to apply recently developed landscape genomics and metamodels to test the reliability of models in forecasting changes of population sizes, connectivity, and community composition [32,68]. Aquatic landscape genomics research should also increasingly consider the role of differential gene expression and epigenetic inheritance as a mechanism for rapid adaptation [69,70], for instance, in the face of new stressors [12,60]. Similarly, genomics studies are revealing the important role of structural genetic variants (SGVs) in eco-evolutionary processes [53]. Catanach *et al.* [71] recently showed that in the Australasian snapper (*Chrysophrys auratus*), the number of base pairs affected by SGV variants was almost three times higher compared with other polymorphisms, such as SNPs, with a sizeable portion of these located in regions under putative selection.

In summary, although further work is needed to improve a quantitative and predictive theory of the genetic basis of adaptation and to validate recent approaches, knowledge derived from landscape genomics studies already provides a foundation to address real-world problems in the evolution and conservation management of aquatic biodiversity.

Acknowledgments

This work was supported in part by Genome Canada and Genome British Columbia (project code 242RTE). B.K.H. and G. L. were supported in part by funds provided by National Science Foundation grant DEB-1639014 and NASA grant NNX14AB84G, and we thank the Australian Research Council for a Future Fellowship (FT130101068) to L.B.B. We also thank C. Brauer and M. Whitlock for providing comments on an earlier version of the manuscript, and F. Allendorf for sending helpful publications and ideas on the origins of landscape genetic approaches.

Supplemental Information

Supplemental information associated with this article can be found online at <https://doi.org/10.1016/j.tree.2019.02.013>.

References

- Béné, C. *et al.* (2016) Contribution of fisheries and aquaculture to food security and poverty reduction: assessing the current evidence. *World Dev.* 79, 177–196
- Dudgeon, D. *et al.* (2006) Freshwater biodiversity: importance, threats, status and conservation challenges. *Biol. Rev.* 81, 163–182
- Grooten, M. and Almond, R.E.A., eds (2018) *Living Planet Report – 2018: Aiming Higher*, World Wildlife Federation
- Pauly, D. and Zeller, D. (2016) Catch reconstructions reveal that global marine fisheries catches are higher than reported and declining. *Nat. Commun.* 7, 10244
- Manel, S. *et al.* (2003) Landscape genetics: combining landscape ecology and population genetics. *Trends Ecol. Evol.* 18, 189–197
- Fuentes-Pardo, A.P. and Ruzzante, D.E. (2017) Whole-genome sequencing approaches for conservation biology: advantages, limitations and practical recommendations. *Mol. Ecol.* 26, 5369–5406
- Yeaman, S. *et al.* (2016) Convergent local adaptation to climate in distantly related conifers. *Science*, 353, 1431–1433
- Schwartz, M.K. *et al.* (2010) Landscape genomics: a brief perspective. In *Spatial Complexity, Informatics, and Wildlife Conservation* (Cushman, S.A. and Huettmann, F., eds), pp. 165–174, Springer
- Selkoe, K.A. *et al.* (2015) Waterscape genetics—applications of landscape genetics to rivers, lakes, and seas. In *Landscape Genetics: Concepts, Methods, Applications*, pp. 220–246, John Wiley & Sons
- Kelley, J.L. *et al.* (2016) The life aquatic: advances in marine vertebrate genomics. *Nat. Rev. Gen.* 17, 523
- Harrison, J.F. *et al.* (2018) Functional hypoxia in insects: definition, assessment, and consequences for physiology, ecology, and evolution. *Annu. Rev. Entomol.* 63, 303–325
- Chen, Z. *et al.* (2018) Mechanisms of thermal adaptation and evolutionary potential in conspecific populations to changing environments. *Mol. Ecol.* 27, 659–674
- Sandoval-Castillo, J. *et al.* (2018) Seascape genomics reveals adaptive divergence in a connected and commercially important mollusc, the greenlip abalone (*Haliotis laevigata*), along a longitudinal environmental gradient. *Mol. Ecol.* 27, 1603–1620
- Whitehead, A. *et al.* (2011) Genomic mechanisms of evolved physiological plasticity in killifish distributed along an environmental salinity gradient. *Proc. Natl. Acad. Sci. U. S. A.* 108, 6193–6198
- Thomaz, A.T. *et al.* (2016) The architecture of river networks can drive the evolutionary dynamics of aquatic populations. *Evolution*, 70, 731–739
- Brauer, C.J. *et al.* (2018) On the roles of landscape heterogeneity and environmental variation in determining population genomic structure in a dendritic system. *Mol. Ecol.* 27, 3484–3497
- Adriaensen, F. *et al.* (2003) The application of 'least-cost' modelling as a functional landscape model. *Landsc. Urban. Plan.* 64, 233–247
- McRae, B.H. and Beier, P. (2007) Circuit theory predicts gene flow in plant and animal populations. *Proc. Natl. Acad. Sci.* 104, 19885–19890

19. Kalinowski, S.T. *et al.* (2008) Stream trees: a statistical method for mapping genetic differences between populations of freshwater organisms to the sections of streams that connect them. *Can. J. Fish. Aquat. Sci.* 65, 2752–2760
20. Micheletti, S.J. *et al.* (2018) Landscape features along migratory routes influence adaptive genomic variation in anadromous steelhead (*Oncorhynchus mykiss*). *Mol. Ecol.* 27, 128–145
21. Riginos, C. *et al.* (2016) Navigating the currents of seascape genomics: how spatial analyses can augment population genomic studies. *Curr. Zool.* 62, 581–601
22. Milanese, P. *et al.* (2017) Expert-based versus habitat-suitability models to develop resistance surfaces in landscape genetics. *Oecologia*, 183, 67–79
23. Paris, C.B. *et al.* (2013) Connectivity modeling system: a probabilistic modeling tool for the multi-scale tracking of biotic and abiotic variability in the ocean. *Environ. Model. Softw.* 42, 47–54
24. Wang, I.J. and Bradburd, G.S. (2014) Isolation by environment. *Mol. Ecol.* 23, 5649–5662
25. Xuereb, A. *et al.* (2018) Asymmetric oceanographic processes mediate connectivity and population genetic structure, as revealed by RAD seq, in a highly dispersive marine invertebrate (*Parastichopus californicus*). *Mol. Ecol.* 27, 2347–2364
26. Duranton, M. *et al.* (2018) The origin and remodeling of genomic islands of differentiation in the European sea bass. *Nat. Commun.* 9, 2518
27. Hand, B.H. *et al.* (2015) Landscape community genomics: understanding eco-evolutionary processes in complex environments. *Trends Ecol. Evol.* 30, 161–168
28. Stanley, R.R. *et al.* (2018) A climate-associated multispecies cryptic cline in the northwest Atlantic. *Sci. Adv.* 4, eaq0929
29. Benestan, L. *et al.* (2016) Seascape genomics provides evidence for thermal adaptation and current-mediated population structure in American lobster (*Homarus americanus*). *Mol. Ecol.* 25, 5073–5092
30. Luikart, G. *et al.* (2003) The power and promise of population genomics: from genotyping to genome typing. *Nat. Rev. Gen.* 4, 981–994
31. Benestan, L. *et al.* (2017) Sex matters in massive parallel sequencing: evidence for biases in genetic parameter estimation and investigation of sex determination systems. *Mol. Ecol.* 26, 6767–6783
32. Landguth, E.L. *et al.* (2017) CDMetaPOP: an individual-based, eco-evolutionary model for spatially explicit simulation of landscape demogenetics. *Methods Ecol. Evol.* 8, 4–11
33. Davis, C.D. *et al.* (2018) Refining and defining riverscape genetics: how rivers influence population genetic structure. Published online January 31, 2018. <https://doi.org/10.1002/wat2.1269>
34. van Strien, M.J. (2017) Consequences of population topology for studying gene flow using link-based landscape genetic methods. *Ecol. Evol.* 7, 5070–5081
35. Forester, B.R. *et al.* (2018) Comparing methods for detecting multilocus adaptation with multivariate genotype–environment associations. *Mol. Ecol.* 27, 2215–2233
36. Prince, D.J. *et al.* (2017) The evolutionary basis of premature migration in Pacific salmon highlights the utility of genomics for informing conservation. *Sci. Adv.* 3, e1603198
37. Waples, R.S. and Lindley, S.T. (2018) Genomics and conservation units: the genetic basis of adult migration timing in Pacific salmonids. *Evol. App.* 11, 1518–1526
38. Manel, S. *et al.* (2016) Genomic resources and their influence on the detection of the signal of positive selection in genome scans. *Mol. Ecol.* 25, 170–184
39. Thompson, T.Q. *et al.* (2018) Anthropogenic habitat alteration leads to rapid loss of adaptive variation and restoration potential in wild salmon populations. *Proc. Natl. Acad. Sci. U. S. A.* 116, 177–186
40. Wellenreuther, M. and Hansson, B. (2016) Detecting polygenic evolution: problems, pitfalls, and promises. *Trends Gen.* 32, 155–164
41. Lotterhos, K.E. and Whitlock, M.C. (2015) The relative power of genome scans to detect local adaptation depends on sampling design and statistical method. *Mol. Ecol.* 24, 1031–1046
42. Teske, P.R. *et al.* (2015) On-shelf larval retention limits population connectivity in a coastal broadcast spawner. *Mar. Ecol. Prog. Ser.* 532, 1–12
43. Rodríguez-Zárate, C.J. *et al.* (2018) Isolation by environment in the highly mobile olive ridley turtle (*Lepidochelys olivacea*) in the eastern Pacific. *Proc. R. Soc. B.* 285, 20180264
44. Fitzgerald, D.B. *et al.* (2017) Seasonal changes in the assembly mechanisms structuring tropical fish communities. *Ecology*, 98, 21–31
45. Bernatchez, L. (2016) On the maintenance of genetic variation and adaptation to environmental change: considerations from population genomics in fishes. *J. Fish Biol.* 89, 2519–2556
46. Narum, S.R. *et al.* (2018) Genomic variation underlying complex life-history traits revealed by genome sequencing in Chinook salmon. *Proc. R. Soc. B.* 285, 20180935
47. Storfer, A. *et al.* (2007) Putting the 'landscape' in landscape genetics. *Heredity*, 98, 128–142
48. Whiteley, A.R. *et al.* (2011) Population genomics of wild and laboratory zebrafish (*Danio rerio*). *Mol. Ecol.* 20, 4259–4276
49. Hemmer-Hansen, J. *et al.* (2014) Population genomics of marine fishes: next-generation prospects and challenges. *Biol. Bull.* 227, 117–132
50. Roesti, M. *et al.* (2015) The genomics of ecological vicariance in threespine stickleback fish. *Nat. Commun.* 6, 8767
51. Hoban, S. *et al.* (2016) Finding the genomic basis of local adaptation: pitfalls, practical solutions, and future directions. *Am. Nat.* 188, 379–397
52. Pearse, D.E. *et al.* (2014) Rapid parallel evolution of standing variation in a single, complex, genomic region is associated with life history in steelhead/rainbow trout. *Proc. R. Soc. Biol. Sci.* 281, 20140012
53. Wellenreuther, M. and Bernatchez, L. (2018) Eco-evolutionary genomics of chromosomal inversions. *Trends Ecol. Evol.* 33, 427–440
54. Lewin, H.A. *et al.* (2018) Earth BioGenome Project: sequencing life for the future of life. *Proc. Natl. Acad. Sci.* 115, 4325–4333
55. Perrier, C. *et al.* (2017) Do tremendous genetic drift and accumulation of deleterious mutations preclude adaptation to temperature in a northern lacustrine fish? *Mol. Ecol.* 26, 6317–6335
56. Tine, M. *et al.* (2014) European sea bass genome and its variation provide insights into adaptation to euryhalinity and speciation. *Nat. Commun.* 5, 5770
57. Pearson, R.G. *et al.* (2014) Life history and spatial traits predict extinction risk due to climate change. *Nat. Clim. Change*, 4, 217–221
58. Harrison, K.A. *et al.* (2014) Using genomics to characterize evolutionary potential for conservation of wild populations. *Evol. Appl.* 7, 1008–1025
59. Brauer, C.J. *et al.* (2016) Riverscape genomics of a threatened fish across a hydroclimatically heterogeneous river basin. *Mol. Ecol.* 25, 5093–5113
60. Brauer, C.J. *et al.* (2017) Comparative ecological transcriptomics and the contribution of gene expression to the evolutionary potential of a threatened fish. *Mol. Ecol.* 26, 6841–6856
61. Attard, C.R.M. *et al.* (2018) Ecological disturbance influences adaptive divergence despite high gene flow in golden perch (*Macquaria ambigua*): implications for management and resilience to climate change. *Mol. Ecol.* 27, 196–215
62. Bay, R.A. *et al.* (2018) Genomic signals of selection predict climate-driven population declines in a migratory bird. *Science*, 359, 83–86
63. Manel, S. *et al.* (2018) Predicting genotype environmental range from genome–environment associations. *Mol. Ecol.* 27, 2823–2833
64. Bernatchez, L. *et al.* (2017) Harnessing the power of genomics to secure the future of seafood. *Trends Ecol. Evol.* 32, 665–680

65. Ralls, K. *et al.* (2018) Call for a paradigm shift in the genetic management of fragmented populations. *Conserv. Lett.* 11, e12412
66. Garner, B.A. *et al.* (2016) Genomics in conservation: case studies and bridging the gap between data and application. *Trends Ecol. Evol.* 31, 81–83
67. Rellstab, C. *et al.* (2015) A practical guide to environmental association analysis in landscape genomics. *Mol. Ecol.* 24, 4348–4370
68. Pollak, J.P. and Lacy, R.C. (2017) *Metamodel Manager (v.1.0.4)*, Chicago Zoological Society
69. Jeremias, G. *et al.* (2018) Synthesizing the role of epigenetics in the response and adaptation of species to climate change in freshwater ecosystems. *Mol. Ecol.* 27, 2790–2806
70. Luikart, G. *et al.* (2018) Population genomics: advancing understanding of nature. In *Population Genomics: Concepts, Approaches and Applications* (Rajora, O.P., ed.), Springer International Publishing
71. Catanach, A. *et al.* (2019) The genomic pool of standing structural variation outnumbers single nucleotide polymorphism by more than three-fold in the marine teleost *Chrysophrys auratus*. *Mol. Ecol.* Published online February 15, 2019. <http://dx.doi.org/10.1111/mec.15051> Published online February 15, 2019
72. Günther, T. and Coop, G. (2013) Robust identification of local adaptation from allele frequencies. *Genetics*, 195, 205–220
73. de Villemereuil, P. and Gaggiotti, O.E. (2015) A new FST-based method to uncover local adaptation using environmental variables. *Methods Ecol. Evol.* 6, 1248–1258
74. Foll, M. and Gaggiotti, O. (2008) A genome-scan method to identify selected loci appropriate for both dominant and codominant markers: a Bayesian perspective. *Genetics*, 180, 977–993
75. Manion, G. *et al.* (2016) gdm: functions for generalized dissimilarity modeling. *R Package*,
76. Guillot, G. *et al.* (2005) A spatial statistical model for landscape genetics. *Genetics*, 170, 1261–1280
77. Foll, M. and Gaggiotti, O. (2006) Identifying the environmental factors that determine the genetic structure of populations. *Genetics*, 174, 875–891
78. Guillot, G. *et al.* (2014) Detecting correlation between allele frequencies and environmental variables as a signature of selection. A fast computational approach for genome-wide studies. *Spat. Stat.* 8, 145–155
79. Frichot, E. *et al.* (2015) Detecting adaptive evolution based on association with ecological gradients: orientation matters! *Heredity*, 115, 22–28
80. Luu, K. *et al.* (2017) pcadapt: an R package to perform genome scans for selection based on principal component analysis. *Mol. Ecol. Resour.* 17, 67–77
81. Micheletti, S.J. and Narum, S.R. (2018) Utility of pooled sequencing for association mapping in nonmodel organisms. *Mol. Ecol. Resour.* 2018, 825–837
82. Breiman, L. (2001) Random forests. *Mach. Learn.* 45, 5–32
83. Legendre, P. and Legendre, L. (2012) *Numerical Ecology (3rd English edn)*, Elsevier
84. Wright, S. (1943) Isolation by distance. *Genetics*, 28, 114–128
85. Krimbas, C.N. (1967) The genetics of *Drosophila subobscura* populations. III. Inversion polymorphism and climatic factors. *Mol. Gen. Genet.* 99, 133–150
86. Lewontin, R.C. and Hubby, J.L. (1966) A molecular approach to the study of genic heterozygosity in natural populations. II. Amount of variation and degree of heterozygosity in natural populations of *Drosophila pseudoobscura*. *Genetics*, 54, 595–609
87. Balkenhol, N. *et al.* (2016) *Landscape Genetics: Concepts, Methods, Applications*, J. Wiley and Sons.
88. Epperson, B.K. (2003) *Geographical Genetics*, Princeton University Press
89. Holderegger, R. and Wagner, H.H. (2006) A brief guide to landscape genetics. *Landscape Ecol.* 21, 793–796
90. Segelbacher, G. *et al.* (2010) Applications of landscape genetics in conservation biology: concepts and challenges. *Conserv. Genet.* 11, 375–385
91. Holderegger, R. *et al.* (2010) Landscape genetics of plants. *Trends Plant Sci.* 15, 675–683
92. Biek, R. and Real, L.A. (2010) The landscape genetics of infectious disease emergence and spread. *Mol. Ecol.* 19, 3515–3531
93. Hanski, I. (1998) Metapopulation dynamics. *Nature*, 396, 41
94. Taylor, P. *et al.* (1993) Connectivity is a vital element of landscape structure. *Oikos*, 68, 571–573
95. Graves, T.A. *et al.* (2013) Current approaches using genetic distances produce poor estimates of landscape resistance to interindividual dispersal. *Mol. Ecol.* 22, 3888–3903
96. van Rees, C.B. *et al.* (2018) Landscape genetics identifies streams and drainage infrastructure as dispersal corridors for an endangered wetland bird. *Ecol. Evol.* 8, 8328–8343
97. Hotaling, S. *et al.* (2018) Demographic modelling reveals a history of divergence with gene flow for a glacially tied stonefly in a changing post-Pleistocene landscape. *J. Biogeo.* 45, 304–317
98. Olsen, J.B. *et al.* (2010) Comparative landscape genetic analysis of three Pacific salmon species from subarctic North America. *Con. Gen.* 12, 223–241
99. Kremer, C.S. *et al.* (2017) Watershed characteristics shape the landscape genetics of brook stickleback (*Culaea inconstans*) in shallow prairie lakes. *Ecol. Evol.* 7, 3067–3079
100. De Kort, H. *et al.* (2018) Interacting grassland species under threat of multiple global change drivers. *J. Biogeogr.* 45, 2133–2145
101. Raeymaekers, J.A.M. *et al.* (2017) Adaptive and non-adaptive divergence in a common landscape. *Nat. Commun.* 8, 267
102. Stat, M. *et al.* (2017) Ecosystem biomonitoring with eDNA: metabarcoding across the tree of life in a tropical marine environment. *Sci. Rep.* 7, 12240
103. Page, T.J. *et al.* (2019) Multiple molecular markers reinforce the systematic framework of unique Australian cave fishes (Milyeringa: Gobioidae). *Aust. J. Zool.* 66, 115–127
104. Deiner, K. *et al.* (2017) Environmental DNA metabarcoding: transforming how we survey animal and plant communities. *Mol. Ecol.* 26, 5872–5895
105. Lacoursière-Roussel, A. *et al.* (2018) eDNA metabarcoding as a new surveillance tool for coastal Arctic biodiversity. *Ecol. Evol.* 8, 7763–7777
106. Bálint, M. *et al.* (2018) Environmental DNA time series in ecology. *Trends Ecol. Evol.* 33, 945–957
107. Meier, K. *et al.* (2011) An assessment of the spatial scale of local adaptation in brown trout (*Salmo trutta* L.): footprints of selection at microsatellite DNA loci. *Heredity*, 106, 488–499